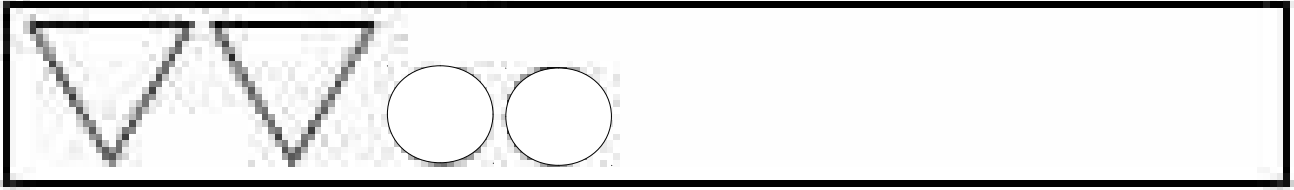


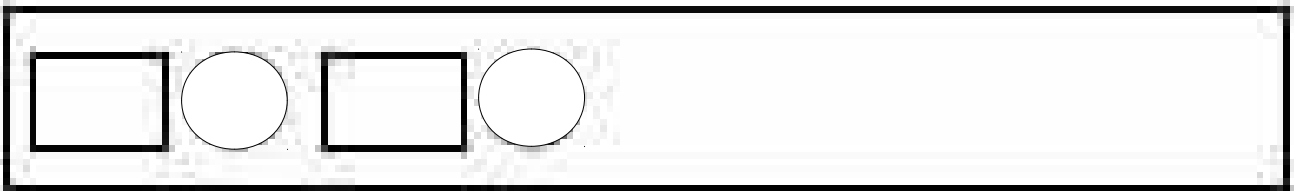


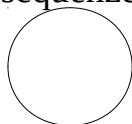
COMPLETA I PETALI E LA CORONA DELLA MARGHERITA SECONDO GLI ESEMPI SUGGERITI. SCEGLI UN COLORE DIFFERENTE PER OGNI PETALO. COMPLETA IL PETALO BIANCO CON UN GRAFISMO A TUO PIACERE.



Completa ripetendo le sequenze delle varie righe. Colora seguendo la legenda:




ROSSO



VERDE




CELESTE

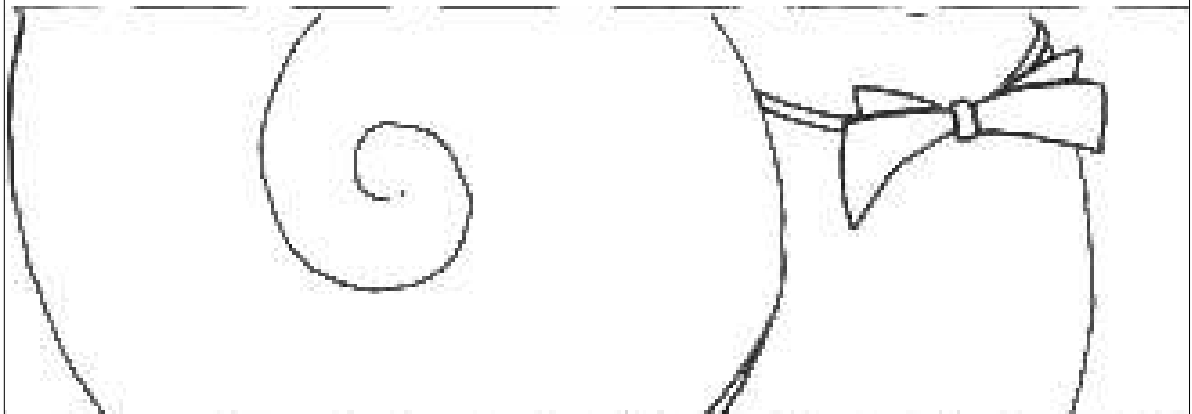
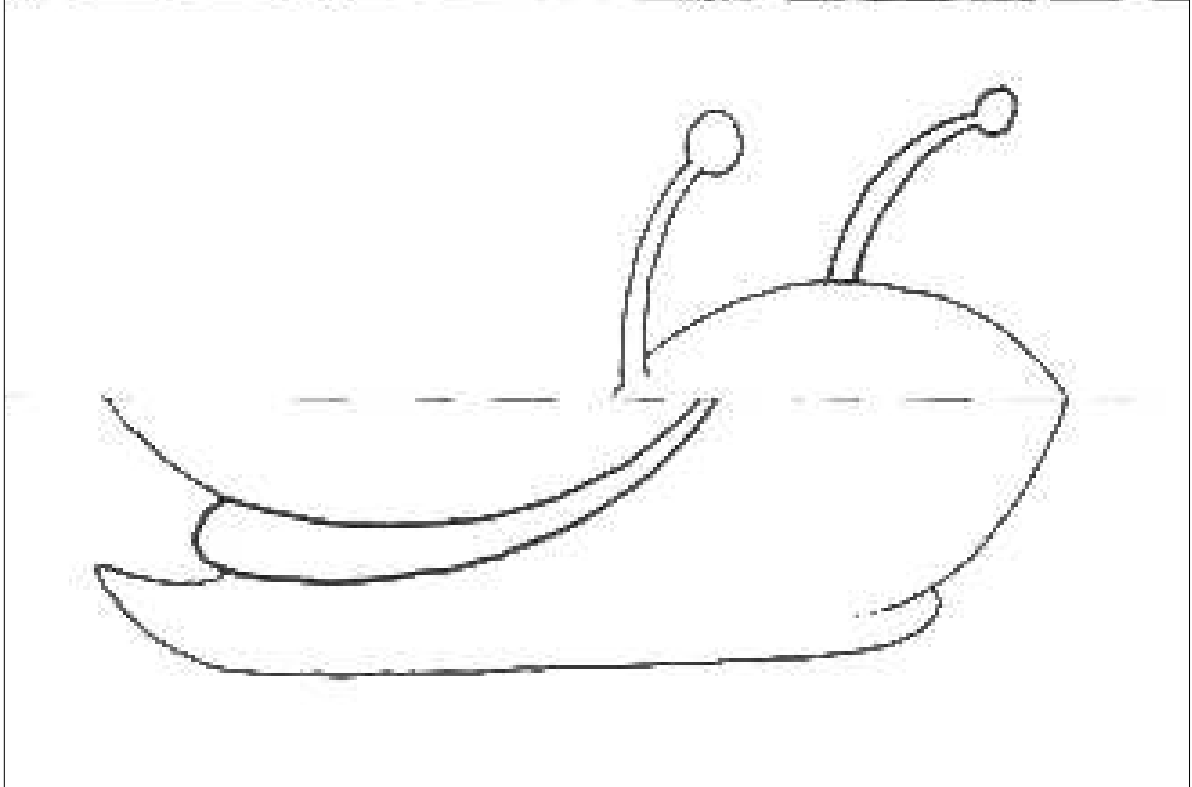



ARANCIONE

Riordina in sequenza

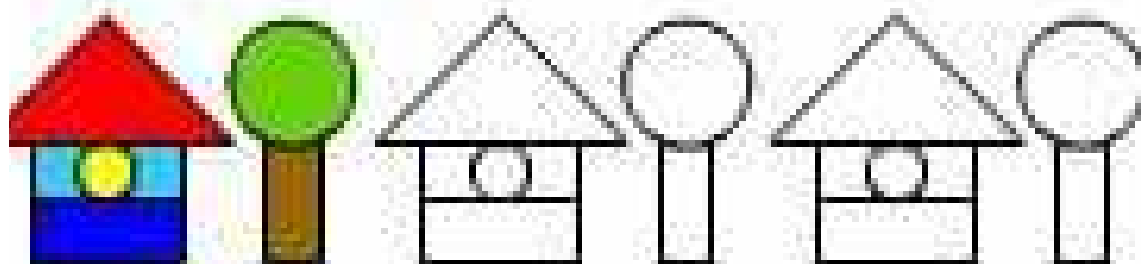






COLORA LE SEQUENZE, RITAGLIALE E INCOLLALE SU UN FOGLIO BIANCO RISPETTANDO LA SCANSIONE TEMPORALE PRIMA-DOPO-INFINE.



Ritaglia i vari pezzi, ricomponi la lumaca e colora.

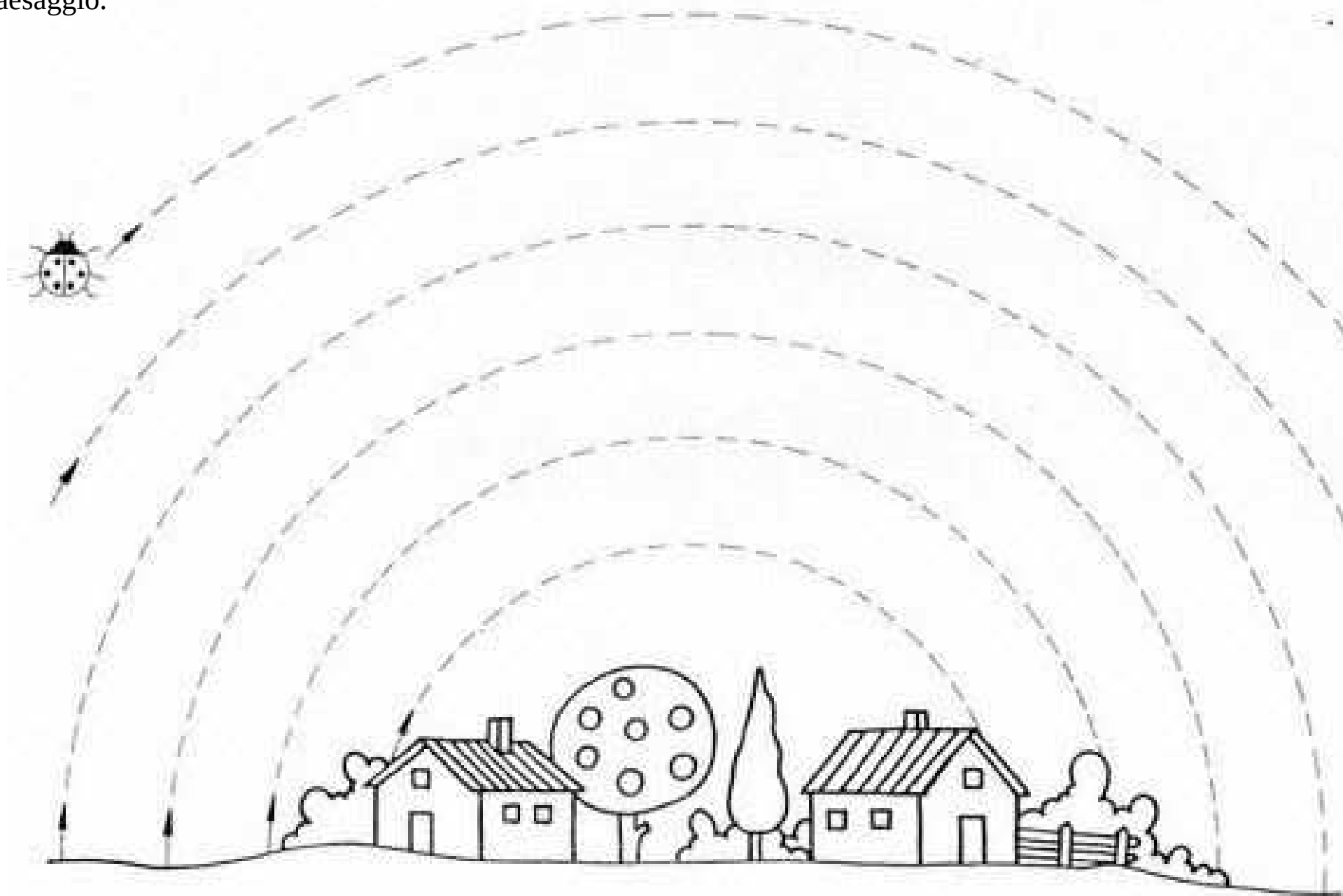
COLORA SECONDO IL RITMO




COLORA SOLTANTO IL NUMERO DI GOCCIOLINE INDICATO SULLA
NUVOLA.



Ripassa i tratteggi. Colora l'arcobaleno ed il paesaggio.















AIUTA LE PICCOLE API A RAGGIUNGERE I FIORI E GLI ALVEARI. RIPASSA I TRATTEGGI CON UN PENNARELLO.



A large empty rectangular box with a thin black border, intended for freehand drawing or additional practice.


NEL POLLAIO

 3		 1	
 6		 4	
 5		 2	



COLORA IL NUMERO DI PULCINI INDICATO DAI SIMBOLI A LATO

COLORA SEGUENDO I NUMERI!



1  VERDE

2  VIOLA


3  ARANCIONE

4  GIALLO


5  ROSSO

6  ROSA

AIUTA LA FARFALLA A VOLARE SOPRA I FIORI
MOSTRANDOLE LA STRADA CHE DEVE SEGUIRE.



RIORDINA LE SEQUENZE



COLORA LE SEQUENZE, RITAGLIALE E INCOLLALE SU UN FOGLIO BIANCO RISPETTANDO LA SCANSIONE TEMPORALE PRIMA-DOPO-INFINE.

IL PAESE “GEOMETRINO”



DISEGNA UN PAESAGGIO UTILIZZANDO LE PRINCIPALI FIGURE GEOMETRICHE. PUOI PROVARE A RIPRODURRE IL MODELLO PROPOSTO, OPPURE, DISEGNARLO SECONDO LA TUA FANTASIA. COMPLETA COLORANDO.

